



ULTIMATE™ SNAP-N-SEAL®

“F” Series Compression Connectors

Thomas & Betts introduces the Ultimate™ Snap-N-Seal® Compression Connector, the newest addition to the Snap-N-Seal® system. Look for the classic design of this T&B connector. With its user-friendly, pre-positioned and detachably coupled plastic sleeve, the Ultimate™ Snap-N-Seal® Connector incorporates time-proven advantages for a reliable connection.

DESIGN FEATURES

- One connector for 6 Series SCTE specification drop cables including 60% braid, tri-shield and quad shield.
- To reduce assembly time and simplify installation, the plastic sleeve is pre-positioned and detachably coupled to the connector body.
- The plastic sleeve's separability from the connector body further simplifies difficult installations.
- True 360° compression onto cable ensures superior RF shielding performance.
- Installation requires one-step 1/4" - 1/4" cable preparation.
- Quad-sealed system prevents moisture migration.
- Incorporates an iridescent chromate finish plus UV resistant plastic and O-rings to provide a reliable, environmentally sealed product.
- Cable retention exceeds 40 lb. minimum as specified by the SCTE.

TECHNICAL SPECIFICATION

PHYSICAL PROPERTIES

NUT, POST AND COLLAR: BRASS
 NUT AND COLLAR FINISH: CADMIUM PLATED
 WITH IRIDESCENT CHROMATE COATING
 POST FINISH: TIN PLATED
 O-RING: ETHYLENE PROPYLENE

ELECTRICAL PROPERTIES

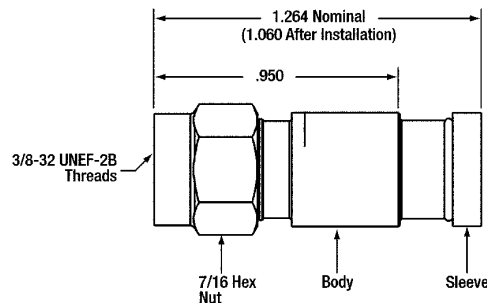
RETURN LOSS: ≥ -30 dB UP TO 1 GHz TYPICAL
 INSERTION LOSS: ≤ -0.18 dB UP TO 1 GHz TYPICAL

MECHANICAL PROPERTIES

CABLE RETENTION: 40 LBS MIN. COMPLIES TO
 SCTE IPS-SP-404
 CABLE INSERTION FORCE: <20 LBS TYPICAL

ENVIRONMENTAL PROPERTIES

TEMPERATURE RATING: -40°F (-40°C) TO 140°F
 (60°C)



ORDERING INFORMATION

Catalog Number	Sleeve Color	Tool†	Inner Pack	Outer Pack
SNS1P6U	Red	1+2 or 3	50	1000

†TOOL: 1 = CST596 OR CST596711 2 = SNSUTL 3 = IT1000



LRC® SNAP-N-SEAL®

“F” Series Male One Piece Compression Connectors

Thomas & Betts introduces Snap-N-Seal® One Piece Compression Connectors, the newest addition to the Snap-N-Seal® system. With its user-friendly, pre-positioned and detachably coupled plastic sleeve, the Snap-N-Seal® One Piece Connector incorporates time-proven advantages for a reliable connection. Snap-N-Seal® One Piece Connectors use the same proven 360° compression design and installation tools as other LRC® Snap-N-Seal® products.

DESIGN FEATURES

- To reduce assembly time and simplify installation, the plastic sleeve is pre-positioned and detachably coupled to the connector body.
- The plastic sleeve's separability from the connector body further simplifies difficult installations.
- True 360° compression onto cable ensures superior RF shielding performance, -95 dB effective shielding (typical on 60% bonded foil cable).
- Permanently stamped part numbers and color-coded sleeves for easy identification before and after installation.
- Installation requires one-step 1/4" - 1/4" cable preparation and standard compression tools used for all 59 & 6 series Snap-N-Seal® product families.
- Quad-sealed system prevents moisture migration.
- Incorporates an iridescent chromate finish plus UV resistant plastic and O-rings to provide a reliable, environmentally sealed product.
- Superb return loss performance of -30 dB to 1GHz.
- Cable retention exceeds 40 lb. minimum as specified by the SCTE.

TECHNICAL SPECIFICATION

PHYSICAL PROPERTIES

NUT, POST AND COLLAR: BRASS
 NUT AND COLLAR FINISH: CADMIUM PLATED WITH IRIDESCENT CHROMATE COATING
 POST FINISH: TIN PLATED
 O-RING: ETHYLENE PROPYLENE

ELECTRICAL PROPERTIES

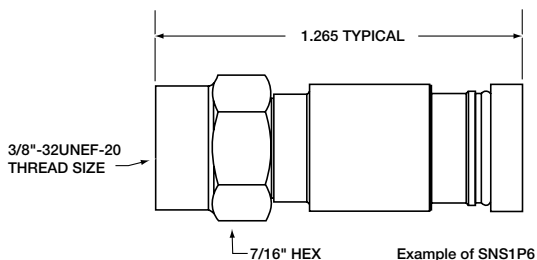
RETURN LOSS: -30 dB UP TO 1 GHz TYPICAL
 INSERTION LOSS: ≤ -0.18 dB UP TO 1 GHz TYPICAL
 RFI SHIELDING: -95 dB TYPICAL (60% BONDED FOIL CABLE)

MECHANICAL PROPERTIES

CABLE RETENTION : 40 LBS. MIN. COMPLIES TO SCTE IPS-SP-404
 CABLE INSERTION FORCE: <20 LBS

ENVIRONMENTAL PROPERTIES

TEMPERATURE RATING: -40°F (-40°C) TO 140°F (60°C)



ORDERING INFORMATION

Catalog Number	Post I.D.	Sleeve I.D.	Sleeve Color	Tool [†]	Inner Pack	Outer Pack
SNS1P59	.154	.253	Orange	1+2	50	1000
SNS1P59QS	.154	.275	Green	1+2	50	1000
SNS1P59HEC	.154	.290	White	1+2	50	1000
SNS1P6	.191	.290	Blue	1+2	50	1000
SNS1P6QS	.191	.315	Violet	1+2	50	1000

†TOOL: 1 = CST596 OR CST596711 2 = SNSUTL



TECHNICAL SPECIFICATION FOR SNAP-N-SEAL CONNECTORS

PHYSICAL PROPERTIES

NUT, POST AND COLLAR: BRASS CDA360
 NUT AND COLLAR FINISH: CADMIUM PLATED WITH IRIDESCENT CHROMATE COATING
 POST FINISH: TIN PLATED
 O-RING: ETHYLENE PROPYLENE

ELECTRICAL PROPERTIES

RETURN LOSS: \geq -30dB UP TO 1GHZ TYPICAL
 INSERTION LOSS: \leq -0.18dB UP TO 1GHZ TYPICAL
 RFI SHIELDING: -95dB TYPICAL (60% BONDED FOIL CABLE)

MECHANICAL PROPERTIES

CABLE RETENTION: 40 LBS. MIN. COMPLIES TO SCTE INDUSTRY STANDARD IPS-SP-404

ENVIRONMENTAL PROPERTIES

TEMPERATURE RATING: -40° F (-40° C) TO 140° F (60° C)

LRC® SNAP-N-SEAL®

Drop Products Kit SNSKIT1P6

Snap-N-Seal drop connectors for 6 Series cable feature industry leading compression technology. They are the coax cable connection of choice for advanced, broadband communication and satellite companies such as Comcast, Charter, EchoStar and Time Warner. Most problems occur at the connector due to incorrect cable preparation or connector installation. The Snap-N-Seal system is designed to minimize problems due to craftsmanship issues and to significantly reduce future connector related maintenance issues.

WHAT MAKES SNAP-N-SEAL CONNECTORS UNIQUE?

- 100% waterproof - superior environmental seal prevents any moisture from entering the connection
- 15 year industry track record - more than 1 billion sold with no recorded performance degradation
- True 360° compression design ensures superior RF signal performance
- Simple and quick to install requiring the industry's lowest hand compression force on the installation tool
- Color-coded with permanently stamped part numbers for easy connector identification both before and after installation
- Visual and audible signals when proper installation is achieved

KIT CONTENTS

- 50 Snap-N-Seal SNS1P6 Connectors for 6 Series CATV Cables
- 50 Snap-N-Seal SNS1P6QS Connectors 6 Series Quad Shielded CATV Cables
- SNSUTL Snap-N-Seal Connector Installation Tool
- CST596711 CATV Cable Preparation Tool (for 59, 6, 7 and 11 Series Cables)
- Product Reference Card - with Installation Instructions



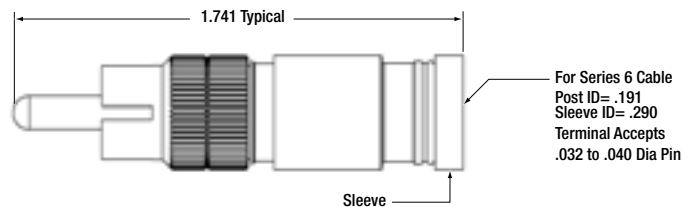
SNAP-N-SEAL®

RCA Type Male Compression Connectors

Extending the use of our Snap-N-Seal® technology, Thomas & Betts introduces the Snap-N-Seal® RCA connector. Designed to interface with all standard RCA female jacks and utilizing standard or tri-shield SCTE specification 6 series drop cable, this product gives the installer maximum flexibility for creating and placing audio cables in home entertainment systems.

DESIGN FEATURES

- Features Snap-N-Seal® technology for simple and reliable installations.
- Designed to interface with RCA female (JACK) per IEC Specification 60603-14.
- Cadmium plated connector body and precision integral contact provide maximum reliability.
- Installation requires one-step 1/4"-1/4" cable preparation and standard compression tools used for all 59 and 6 series Snap-N-Seal® product families.
- Color coded sleeves based on industry standards for RCA connector applications.



TECHNICAL SPECIFICATION

PHYSICAL PROPERTIES

BODY COMPONENTS: BRASS
 BODY FINISH: CADMIUM
 TERMINAL/CONTACT: BRASS BERYLLIUM COPPER
 INSULATORS: TPX

ELECTRICAL PROPERTIES

RETURN LOSS: -30 dB UP TO 20 MHz TYPICAL
 INSERTION LOSS: -0.05 dB UP TO 20 MHz TYPICAL
 RFI SHIELDING: -120 dB UP TO 20 MHz TYPICAL

MECHANICAL PROPERTIES

CABLE RETENTION : 40 LBS MIN. COMPLIES TO SCTE
 IPS-SP-404
 CABLE INSERTION FORCE: <20 LBS

ENVIRONMENTAL PROPERTIES

TEMPERATURE RATING: -40°F (-40°C) TO 140°F (60°C)

ORDERING INFORMATION

Catalog Number	Sleeve Color Code	Tool†	Inner Pack	Outer Pack
SNS1P6RMBL	Blue	1+2	36	432
SNS1P6RMY	Yellow	1+2	36	432
SNS1P6RMW	White	1+2	36	432
SNS1P6RMR	Red	1+2	36	432
SNS1P6RMG	Green	1+2	36	432
SNS1P6RMBK	Black	1+2	36	432

†TOOL: 1 = CST596 OR CST596711 2 = SNSUTL



LRC® SNAP-N-SEAL® BNC Compression Connectors

Introducing super premium Snap-N-Seal® precision BNC compression connectors from Thomas & Betts. Four connector options are available. SNS59HECBNC designed for applications using CommScope® series F59HEC-2 Headend Cable, S59HEC Headend Cable, or Times Fiber Communications, Inc. series 02241V Headend Cables. SNS59HECBNCB designed for applications using Belden® series 1505A Serial Digital Video Cable, 9167 Broadband Headend Cable or Belden® 9275 or 8241 cables. SNS6BNC designed for applications using RG6 cable. SNS6QSBNC designed for applications using RG6 quad shield cable.

DESIGN FEATURES

- High performance, 75 ohm Snap-N-Seal® BNC Male connectors feature precision coaxial contacts for demanding bandwidth applications.
- True 360 degree compression onto cable ensures optimum RF shielding performance, -65dB effective shielding.
- BNC Male Plug interface is designed to nominal Mil Spec C-39012 with 75 ohm characteristic impedance.
- Integral silver-plated contact and Snap-N-Seal® design ensures ease of installation and reliable, high frequency return loss performance of -30dB to 1 GHz.
- Installation requires one-step 1/4" - 1/4" cable preparation and standard compression tools (CST596, CST596711 and SNSUTL) used for all 59 & 6 series Snap-N-Seal® product families, saving installation time.

TECHNICAL SPECIFICATION

PHYSICAL PROPERTIES

BODY COMPONENTS: BRASS CDA 360
BODY FINISH: NICKEL
NUT: ZINC ALLOY WITH NICKEL PLATE
TERMINAL/CONTACT: BERYLLIUM
COPPER WITH SILVER PLATE
INSULATORS: TPX
O-RINGS: ETHYLENE PROPYLENE

MECHANICAL PROPERTIES

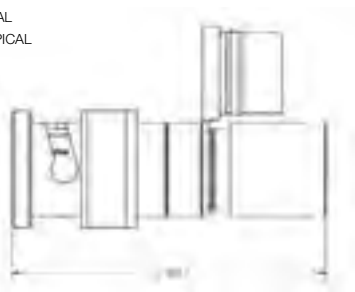
CABLE RETENTION : 40 LBS MIN.
COMPLIES TO SCTE IPS-SP-404
CABLE INSERTION FORCE: <20 LBS

ENVIRONMENTAL PROPERTIES

TEMPERATURE RATING: -40°F (-40°C)
TO 140°F (60°C)

ELECTRICAL PROPERTIES

RETURN LOSS: -30 dB UP TO 1 GHz TYPICAL
INSERTION LOSS: -0.2 dB UP TO 1 GHz TYPICAL
RFI SHIELDING: -65 dB TYPICAL



ORDERING INFORMATION





Catalog Number	Cable Types	Center Cond Dia Range	Post ID	Sleeve ID	Sleeve Color	Tool†	Inner Pack	Outer Pack
SNS59HECBNC	COMMSCOPE F59 HEC-2 TIMES FIBER 02240V TIMES FIBER 02241V COMMSCOPE S59 HEC	.022 TO .036	0.154	0.290	WHITE	1+2	40	480
SNS59HECBNCB	BELDEN 9167 BROADBAND HEADEND BELDEN 1505A SERIAL DIGITAL VIDEO BELDEN 8241	.022 TO .036	0.154	0.253	ORANGE	1+2	40	480
SNS6BNC	RG6	.032 TO .040	0.191	0.290	BLUE	1+2	40	480
SNS6QSBNC	RG6QS	.032 TO .040	0.191	0.315	VIOLET	1+2	40	480

† 1 = CST596 OR CST596711 2 = SNSUTL

COMMSCOPE IS A TRADEMARK OF COMMSCOPE PROPERTIES, INC.
BELDEN IS A TRADEMARK OF BELDEN WIRE AND CABLE COMPANY

Order #

Thomas & Betts Corporation/Communications Division Tel: 800-685-9452 / 800-920-0328 / 901-252-5000 • Fax: 800-285-4315 / 800-283-6756 / 901-252-1312
Copyright 2004 Thomas & Betts Corporation. All Rights Reserved.

Image	T&B Connector Catalog #	Cable Type	Sleeve Color
F Series Male Environmentally Sealed Connectors			
	SNS1P6	Series 6	Blue
	SNS1P6QS	Series 6QS	Violet
	SNS1P59	Series 59	Orange
	SNS1P59QS	Series 59QS	Green

Snap-N-Seal® Tools



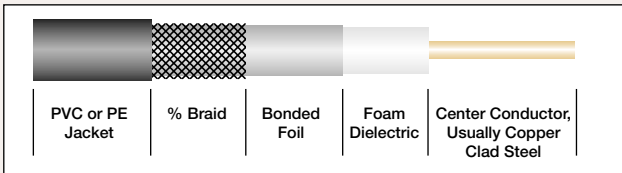
Image	T&B Tool Catalog #	Cable Type
Compression Installation Tool		
	SNSUTL	Series 59, 59QS, 6 and 6QS
Cable Stripping Tool		
	CST596711	Series 59, 59QS, 6, 6QS, 7 and 11

Image	T&B Connector Catalog #	Cable Type	Sleeve Color
RCA-Type Connectors			
	SNS1P6RMBL	Series 6	Blue
	SNS1P6RMY	Series 6	Yellow
	SNS1P6RMW	Series 6	White
	SNS1P6RMR	Series 6	Red
	SNS1P6RMG	Series 6	Green
	SNS1P6RMBK	Series 6	Black
Precision BNC Plug Connectors			
	SNS6BNC	Series 6	Blue
	SNS6QSBNB	Series 6QS	Violet

For more information call 800-920-0328


Safety Wear eye protection when installing these connectors. Follow NEC, SCTE, CSA, Local Codes and/or Satellite TV Standards for proper grounding.



Cable Preparation Tips

- Cut cable end squarely
- If braid or center conductor is scored or cut, re-prep cable
- Score and remove outer foil on Tri and Quad Shielded Cable
- No braid should touch the center conductor
- Ensure center conductor is straight and clean

Connector Installation




1

Cut cable end square



2

Position cable in cutting tool and rotate tool until cable jacket is easily removed.



2a

Properly prepared cable
1/4" – 1/4"



3

Fold back braid




4

Position connector



4a

(Detach sleeve only if required for cable insertion)



5

Bottom connector, post flush at dielectric



6

Compress sleeve

For more information call 800-920-0328